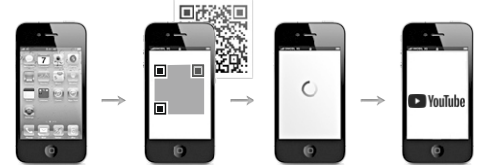
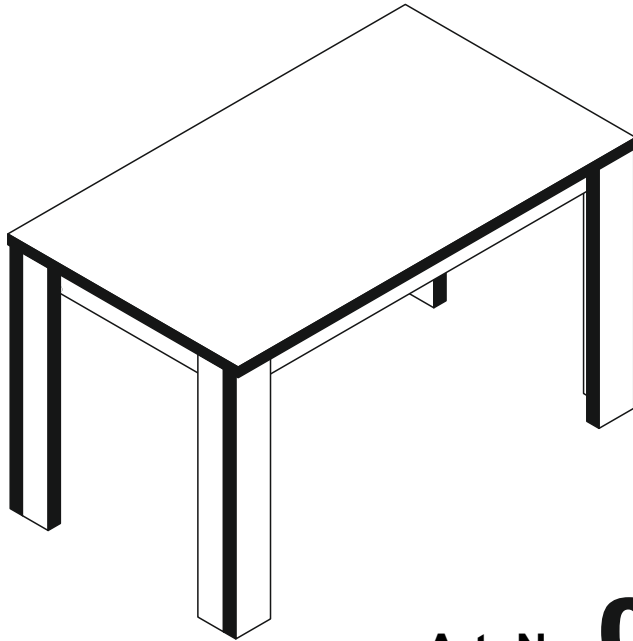




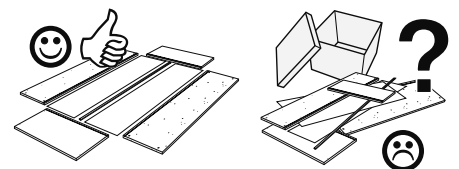
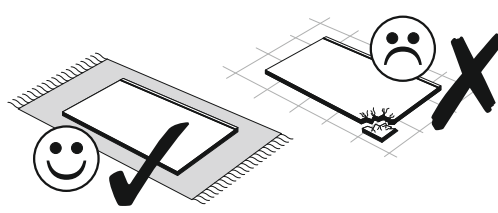
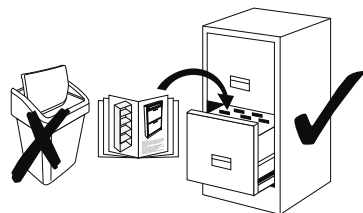


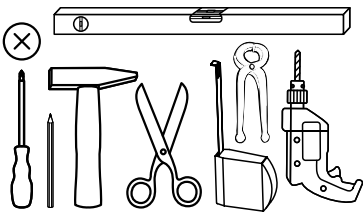
- |   |  |  |
|---|--|--|
| (D) Videounterstützte Montageanleitung            | (GB) Video-assisted assembly instructions            | (FR) Instructions de montage assistées par vidéo |
| (TR) Video destekli kurulum talimatları           | (IT) Istruzioni di montaggio video-assistite         | (NL) Video-ondersteunde montage-instructies      |
| (RU) инструкция по монтажу с помощью видеосигнала | (CZ) Instalační pokyny podporované videem            | (HU) Video-támogatott telepítési utasítások      |
| (RO) Instrucțiuni de instalare acceptate video    | (PL) Instrukcje montażu wspomagane sygnałem wizyjnym | (SK) Inštaláčné pokyny podporované videom        |



Art.-Nr.: **0566\_110x60**  
**Esstisch**

REPC-Nr.:

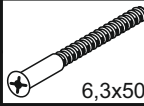

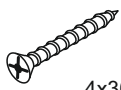




**Service • Assistenza • Dienstverlening • Serwis  
Servis • Szerviz • Сервисная служба**



SCAN ME

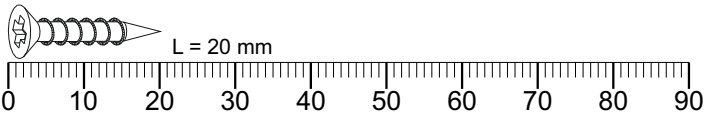
Das Ersatzteil-Anforderungsformular finden Sie auf  
The replacement parts requisition form you find on  
<https://www.maeusbacher.de/ersatzteile/>

# Beutel 0566\_110x60 0-11 Colli 1/1

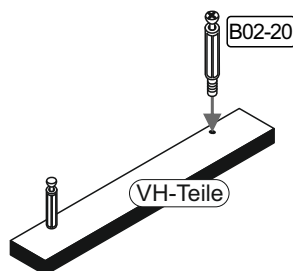
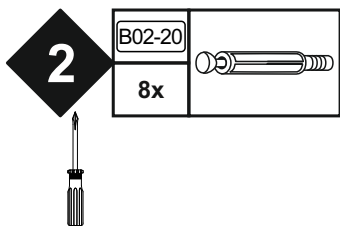
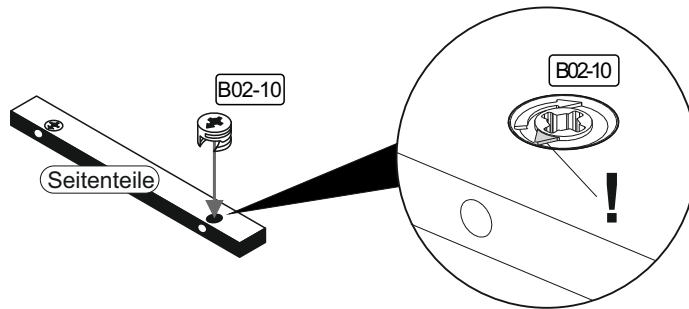
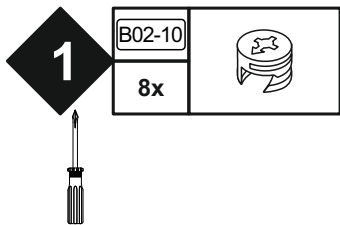
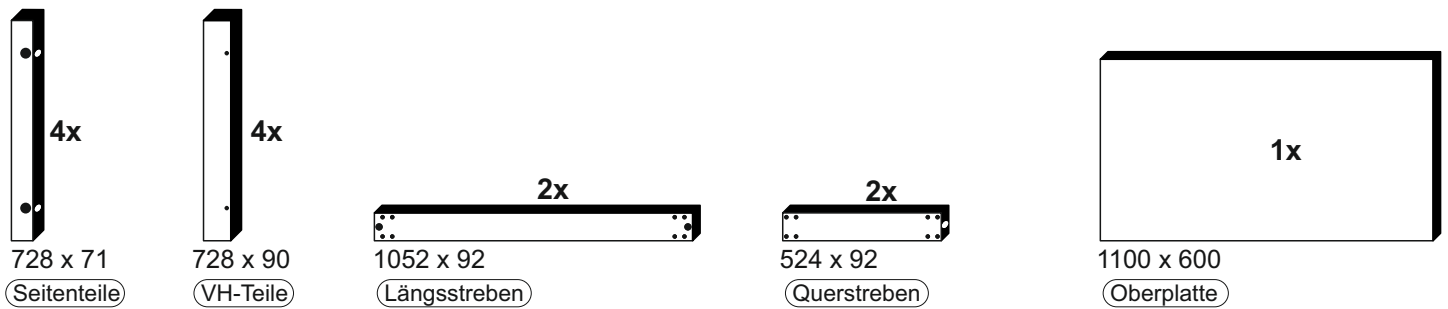
B01-10 4x	 6,3x50	B01-80 40x	 3,5x13	B01-140 32x	 4x30	B02-10 8x	
B08-50 10x		B02-20 8x		B05-20 8x			




▶ SCAN ME

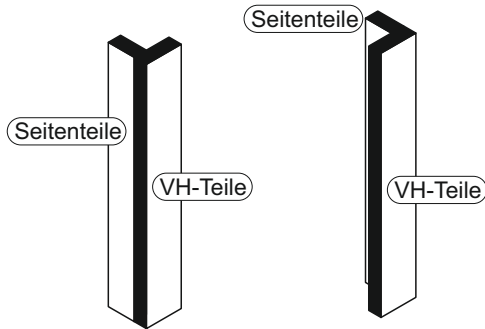
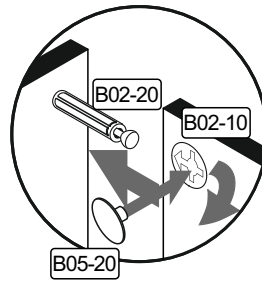
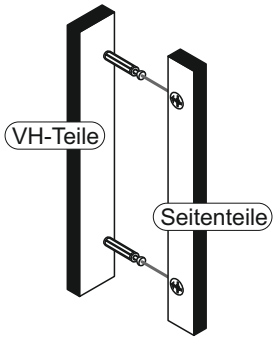
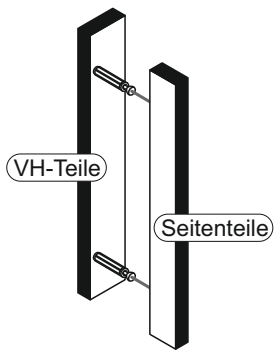


## Colli 1/1


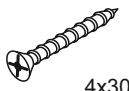


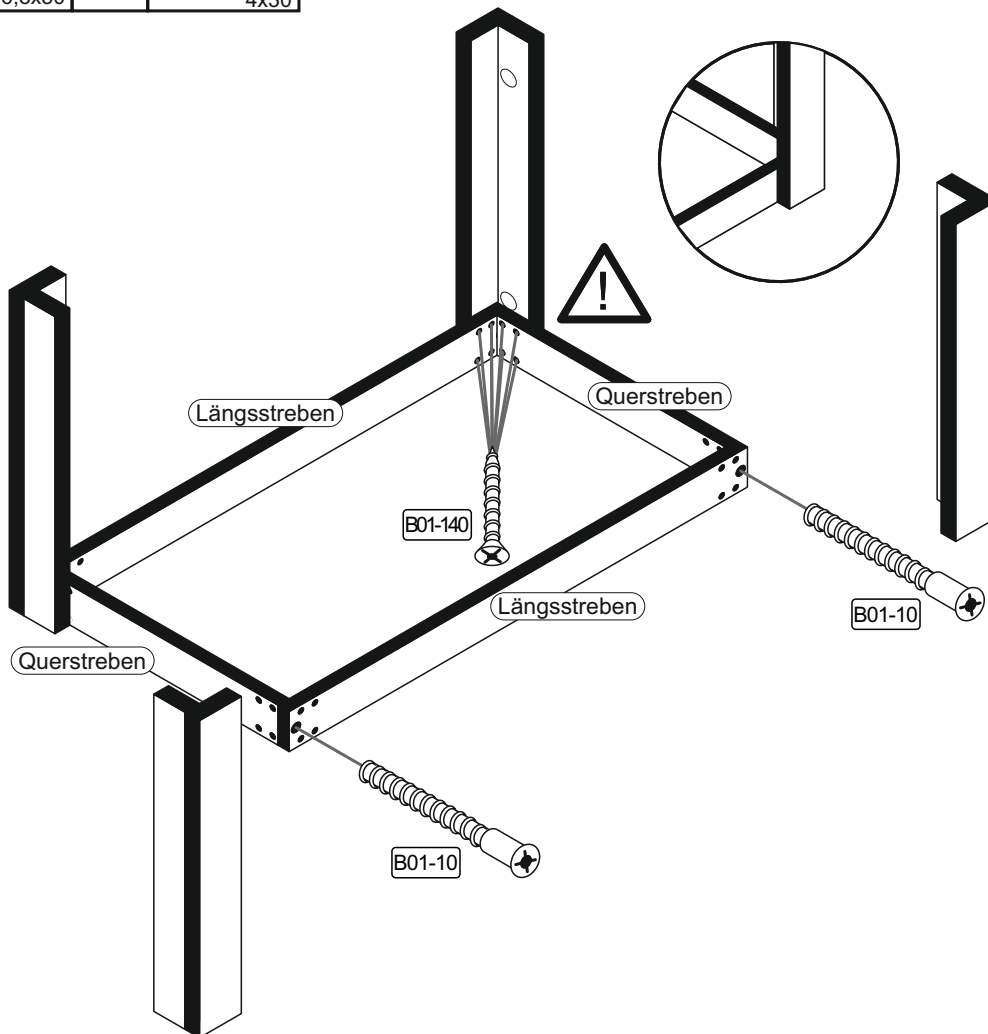
**3**

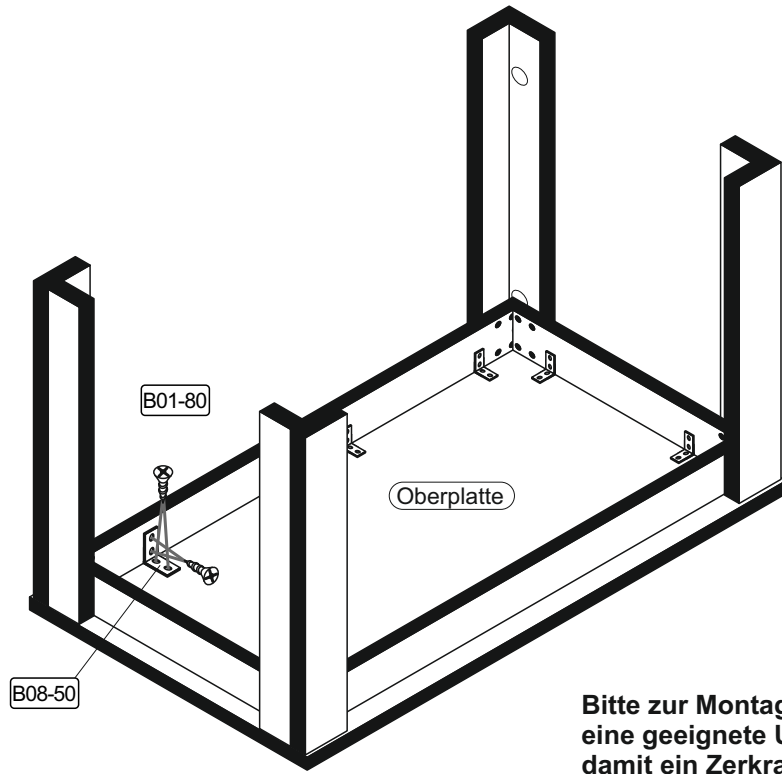
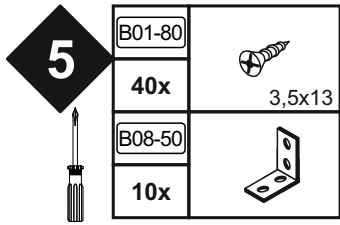
B05-20	
8x	



**4**

B01-10		B01-140	
4x	6,3x50	32x	4x30





Bitte zur Montage des Tisches eine geeignete Unterlage verwenden, damit ein Zerkratzen der Oberplatte ausgeschlossen werden kann!

**6**

